

Mathematics STAAR® Workstations Volume 3 Algebra I



Region 4 Education Service Center supports student achievement by providing educational products and services that focus on excellence in service for children.

Published by
Region 4 Education Service Center
7145 West Tidwell Road
Houston, Texas 77092-2096
www.esc4.net

© 2018 by Region 4 Education Service Center. All rights reserved. Except as permitted under the United States Copyright Act of 1976, no part of this publication may be reproduced or distributed in any form or by any means, or stored in a database or retrieval system, without the prior written permission of the publisher.

First edition 2018

ISBN-13: 978-1-945615-32-0

Printed in the United States of America

Digital Access

Digital files are available by accessing the Region 4 Hub at <http://r4hub.esc4.net>.

Except as permitted under the United States Copyright Act of 1976, no part of this publication may be reproduced or distributed in any form or by any means, or stored in a database or retrieval system, without prior written permission of the publisher.

Copyright law prohibits the copying or sharing of these materials for any purpose outside of direct classroom instruction by the one teacher who owns the purchased copy of this digital book.

Record your Region 4 Hub access information for future reference.

Username:

Password Hint:

For instructions regarding online access, contact shipping@esc4.net.

**Mathematics STAAR®
Workstations Volume 3,
Algebra 1**

Product ID
407-1983D

Acknowledgments

Region 4 Education Service Center would like to acknowledge the talent and expertise of those who contributed to the development of this resource. Their dedication to our core values of excellence in service for children made possible the creation of this resource to assist educators in providing quality, effective instruction for all students.

Writing Team

Sana Brennan

Yvette Henry

Patti Nicodemo

Sherry Olivares

Kim Seymour

Shelley Bolen-Abbott

Sharon Benson, Ed.D.

Design Team

David Martinez

SAMPLE

Contents

What Is Mathematics STAAR® Workstations Volume 3?	v–vi
Using Review Activity Folders	v
Creating Review Activity Folders	v
Answer Keys	vi
Debriefing and Providing Feedback	vi
Mathematics STAAR® Workstations Volume 3 Features	vii–ix
Reporting Category 1: Number and Algebraic Methods	
Simplifying Expressions Containing Exponents A(11)(B)	1–10
Workstation Document	Digital Download
Reporting Category 2: Describing and Graphing Linear Functions, Equations, and Inequalities	
Rate of Change A(3)(B)	11–22
Workstation Document	Digital Download
Reporting Category 3: Writing and Solving Linear Functions, Equations, and Inequalities	
Solving Systems of Linear Equations Graphically A(5)(C), A(3)(F).....	23–36
Workstation Document	Digital Download
Writing Linear Equations A(2)(C), A(2)(G)	37–49
Workstation Document	Digital Download
Writing Systems of Linear Equations A(2)(I)	50–61
Workstation Document	Digital Download
Reporting Category 4: Quadratic Functions and Equations	
Transformations of Quadratic Functions A(7)(C)	62–74
Workstation Document	Digital Download
Writing Quadratic Functions A(6)(B), A(7)(A)	75–88
Workstation Document	Digital Download
Reporting Category 5: Exponential Functions and Equations	
Key Features of Exponential Functions A(9)(D)	89–100
Workstation Document	Digital Download

What is *Mathematics STAAR® Workstations Volume 3*?

Mathematics STAAR® Workstations Volume 3 is a student-centered review resource to be used to address the Mathematics TEKS that, based on current data, have proven challenging for students. Each workstation is TEKS-based and may be used to enrich Tier I instruction or as a review at the rigor outlined by the TEKS.

Each review workstation is designed to take 15-20 minutes and fit in a single file folder to create a convenient and engaging review resource. These workstations may be used in a variety of structures, including differentiated review during class, review sessions, and tutorials.

Using *Mathematics STAAR® Workstations Folders*

A folder format provides flexible options for review. The following are examples of ways to use the folders:

- Individualized Review: Students complete workstations that target their area(s) of greatest need based on formative assessment data.
- Review Stations: Student groups work through each folder and note any topics they find confusing or for which they need further review. The teacher monitors student discussions to assess for misconceptions. These points for review can be addressed individually or as a class to make the best use of class time.
- Whole Class Review: During one class period, the class works in small groups through the same review workstation folder(s) and debriefs together.

Creating *Mathematics STAAR® Workstations Folders*

To create the review workstations in this resource, you will need the following materials:

- Access to a copy machine and/or printer
- Cardstock
- Envelopes and resealable plastic bags
- File folders, preferably a different color for each Reporting Category
- Packing tape
- Glue sticks
- Hook-and-loop dots

Follow these steps to create each *Mathematics STAAR® Workstations* folder:

1. Read through the Teacher Notes and gather the materials for the workstation.
2. Print the Labels, Instructions, Task Cards, and Student Answer Keys. You may access the digital files and choose to print in color or black and white. Access digital files at <http://r4hub.esc4.net> using your login information.
3. Cut out the Labels, Instructions, Task Cards, and Student Answer Keys, and attach each to the folder. You may choose to follow the sample layout provided in the Teacher Notes or organize the folder in a way that meets the needs of your students.
4. Print copies of the student pages. These are designed to be consumables for students to use as a study guide.

What is *Mathematics STAAR® Workstations Volume 3*?

Answer Keys

Answer keys are included with each workstation. The answer keys may be used in one of the following ways:

- Place the answer key on the back cover of the folder under a flap for students to self-check as they complete the workstation.
- Place the answer key inside the folder in a pocket or under a flap for students to self-check as they complete the workstation.
- Plan for students to visit a solution station with a labeled answer key for each workstation.

Debriefing and Providing Feedback

Depending on how the folders are used, the teacher may choose a variety of strategies to provide feedback:

- Use Key Questions and the practice assessment item to debrief the workstation. Students who are unable to accurately answer these questions following completion of the workstation's activity may need additional support.
- Students complete each workstation and use the answer key or visit the solution station to check their answers. Students should note any questions about a concept or skill so that their questions can be addressed by their teacher.

Mathematics STAAR® Workstations Volume 3 Features

Materials listed aid in activity preparation.

Transformations of Quadratic Functions

TEKS A(7)(C)
Reporting Category 4
Quadratic Functions and Equations

Each activity addresses a specific student expectation that is reflected in the content objective(s).

Materials For the folder

- Work station Document
- Blue folder
- Blue cardstock
- Additional cardstock for activities
- Hook-and-loop dot
- Packing tape

A different color folder is used for each reporting category to aid in organization. Manila folders may also be used.

1. Print the work station document.
2. Cut out, arrange, and glue the *Cover* and the *Content Objective*, *Language Objective*, and *Key Questions* to the front of the folder.
3. Cut out and glue the *Folder Tab Label* to the tab of the folder.

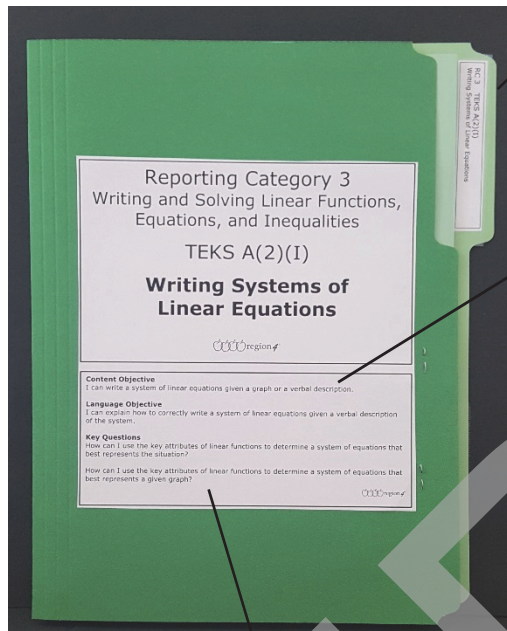
The titles of **Activity Masters** and **Student Pages** are printed in italics for ease of reference.

Reporting Category Folder Color Recommendations

- Reporting Category 1: Red Folders
- Reporting Category 2: Yellow Folders
- Reporting Category 3: Green Folders
- Reporting Category 4: Blue Folders
- Reporting Category 5: Purple Folders

Mathematics STAAR® Workstations Volume 3 Features

Front Cover



Folder Tab Labels are provided to aid in organization of folders.


Language Objective and Content Objective describe the focus of the TEKS-based activity in student-friendly language.

Key Questions help students focus on what they should know after completing the tasks in each activity folder. They also serve to focus student discourse while completing the tasks.

Back Cover

The **Answer Key** allows students to self-check their answers to each task.

Cardstock Cover keeps an answer key secure until students are ready to check their work.



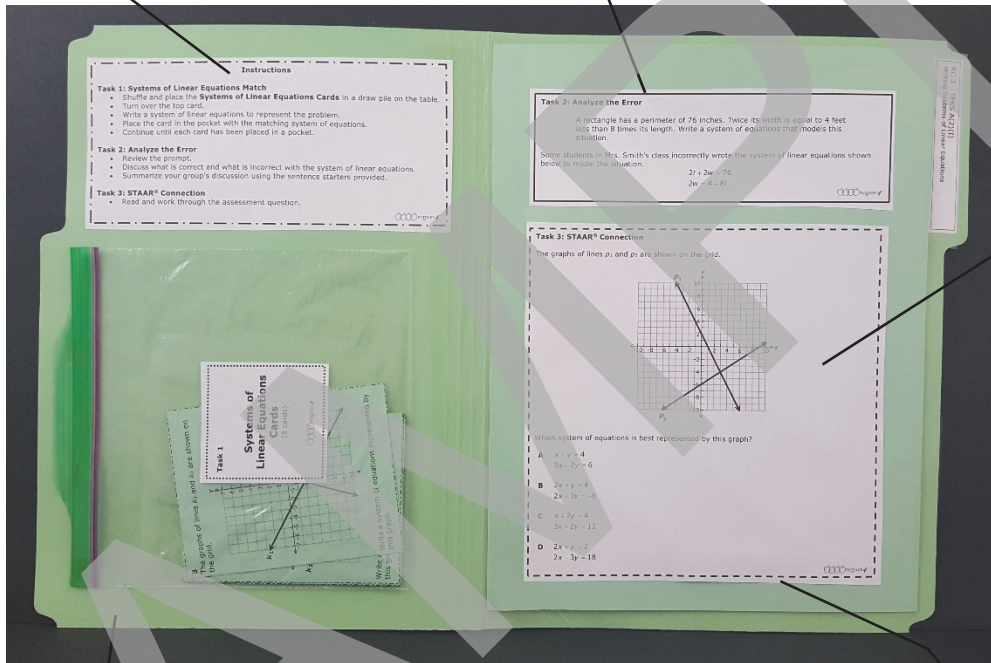
Mathematics STAAR® Workstations Volume 3 Features

Inside Folder

Each workstation includes step-by-step instructions to aid students in completing each task.

Each workstation includes a literacy component to promote understanding and academic vocabulary.

A STAAR® -formatted assessment item is included in each station.



Some workstations include card sorts or have other manipulatives. Cards are stored in the folder either in a pocket (created using cardstock or an envelope) or in a resealable plastic bag.

Writing Systems of Linear Equations Reporting Category 3, TEKS A2.2(1)

Writing Systems of Linear Equations Recording Sheet

Task 1: Systems of Linear Equations Match

Pocket 1	Pocket 2	Pocket 3	Pocket 4	Pocket 5	Pocket 6	Pocket 7	Pocket 8

Work Space

Task 2: Analyze the Error

The student correctly . . .

The student incorrectly . . .

Task 3: STAAR Connection

The answer is ____ because . . .

© 2018 Region 1 Education Service Center

Varied border designs are used to distinguish tasks.

Each workstation includes a reproducible master that provides students with a study guide.